TSANA

Luminaire design: Eclatec

Does the design of **TSANA** square the circle?

With **TSANA**, today's technical solutions marry an intangible, immutable form, all contained within the magic ratio of a perfect circle.

Compact and discrete, the silhouette of **TSANA**, enriched by combinations heightening its sober geometry, becomes urban. Available in the most simple of trim, **TSANA** is also suitable for applications where functionality dominates.

TSANA accepts **ORALED** modules 1 and 2 or **REOLED** modules 1 and 2. In X version, **TSANA X** receives **XEOLED** modules 1 and 2.

ORALED MODULE

REOLED MODULE

XEOLED MODULE

INTEGRATED BLS STRIPS

Tsana X on Baltic bracket

Tsana Top

TSANA

RoHS | IP 66 | IK 10 | TSANA 45 : 4-6 m | TSANA 55 : 6-10 m



TSANA 45 With ORALED 1 module

TSANA 55 With REOLED 2 module



APPLICATIONS

- Mounting: top, bitop and side entry
- Tsana 45: Pedestrian areas, cycle paths, residential areas, street lighting
  Tsana 55: Roads, secondary urban and inter-urban streets
- Recommended heights: Tsana 45: 4 to 6 m / Tsana 55: 6 to 10 m

DESCRIPTION

- Luminaire available in 2 sizes: Tsana 45 and Tsana 55
- Body and frame in injected die-cast aluminium
- Spun aluminium dome
- Polyester powder coating, any colour available
- IP 66
- Class I or II
- 2 types of sources:
  ORALED 1 and 2 modules :
  - equipped with an **ORALENS** mono lens in PMMA, IK 08, module colour grey 2150 sanded or 2900 sanded
  - colour temperature: 3000 K or 4000 K

  REOLED 1 and 2 modules:
  - equipped with BLS with **QUADRALENS** lenses and PC bowl, IK 10, module colour grey 2900 sanded
  - colour temperature: 2400 K, 2700 K, 3000 K or 4000 K

CITIZEN REFERENCE POINTS

- Materials used:
  - Tsana 45: Aluminium 84%, Other 9%, Steel 4%, Plastic 3%
  - Tsana 55: Aluminium 86%, Other 7%, Steel 4%, Plastic 3%
- Complies with the RoHS directive
- High recyclability rate

WATERPROOFING

- IP 66 waterproofing in accordance with the standard EN 60 529
- Pneumatic silicone gasket
- Cable gland with anchoring device
- Breathing system with activated carbon filter

MECHANICAL INTERFACES

- LRL: Tsana Side entry with plain swivel joint coupled with sleeve for bracket end with external Ø 60 mm Tilts from -90° to + 90° (see page 278 - E, F)
- LRM: Tsana Smooth Lateral Ball with wrapping sleeve for the end of the cross-arm Ø 60 mm and Ø 42 mm outside
- LR: Tsana side entry with swivel joint and Ø ¾" thread for female boss welded onto pole or bracket.Tilts from -90° to + 90° (see page 278 - G)
- LL: Tsana side entry coupled with sleeve for bracket end with external Ø 60 mm (see page 278 - E, F)
- Top or Bitop fitting for pole Ø 60/62 mm / l=100 mm
  For pole Ø 76 mm top, optional spigot A (see page 278)
  Luminaire tilted at 0° and 10°
- Tsana on cast aluminium plate (see page 278 - J)
- Tsana on cast aluminium wall bracket
- SCO: Tsana catenary version. Fixation on 5 to 14 mm diameter mechanical cable
- Option: specific trim in die cast aluminium for tube exterior Ø 60 mm

LRL and LR

LRM

LL

Top or bitop

Plate

Wall bracket

SCO

Option

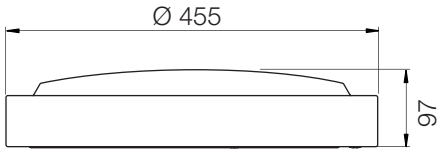

Tsana 45 - REOLED

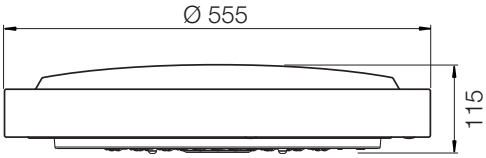

Tsana 55 - ORALED

KEY POINTS

		TSANA 45	TSANA 55
Applications		Pedestrian areas, cycle paths, residential areas, street lighting	Roads, secondary urban and inter-urban streets
Recommended heights		4 to 6 m	6 to 10 m
Mounting		Top, bitop and side entry	
Dimensions	**Ø** **height**	455 mm 115 mm / 97 mm	555 mm 115 mm / 97 mm
Weight		9,9 kg	13,7 kg
Windage area		0,05 m²	0,06 m²
Sources		ORALED 1	ORALED 2
		REOLED 1	REOLED 2
Sources access		Removable **ORALED und REOLED** modules	
Optics and light distribution options		**ORALENS:** ECL, ERS, ERL, LRM	**ORALENS:** ERS, ERL, LRM, LRE
		QUADRALENS(1)**:** ERS, ERL,ECa, LRS, LRL, ERE, ETS, PFA, EPD, EPG	**QUADRALENS**(1)**:** ERS, ERL, ERE, LRS, LRL, PFA, ECa
Power supply current (mA)		100 to 700 mA	
OPTIONS	**Backlight shield**(1) (factory or site assembly)	o	o
	SMART-READY® (2) **by Eclatec** (construction)	o	o
	DALI (preset)	o	o
	Dimming 5 (preset)	o	o
	CLO (preset)	Compatible with standard version, Dimming 5, Motion 5 or DALI option	
	Motion 5 (setting on site)	o	-
	Motion (setting on site)	o	-
	Motion COM (setting on site)	o	-
	Motion DALI (set in the bottom of the pole)	o*	-
	Motion P (set in the bottom of the pole)	o	o
	POLEDRIVE (set in the bottom of the pole)	o	o

(1) Backlight shield optional except for EPD, EPG, ECa * Option only available with BLS STRIPS

(2) Preconfigured communicating system: Wired Sensor Ready type driver and Zhaga consortium base. Be sure to hold the connector when installing the module

Glossary:

● Standard o Option – Not available

E/**L**/**P**: Lighting/Luminance/Projection, R/C/**T**/**F**/**P**: Road/Circulation/Path/Beam/Pedestrian walkway, E/S/L/A/**D**/**G**: Narrow/Standard/Wide/Asymmetric/Right/Left, **POLEDRIVE:** preset at the bottom of the pole / night diming calculator with 2 configurable thresholds, set in the bottom of the pole, **Dimming 5:** night diming calculator with 5 configurable thresholds, **Motion:** moving sensor, **Motion P:** Configurable offset presence detector at the foot of the pole, **Motion DALI:** Detector integrated to the luminaire, adjustable at pole base, **Motion 5:** Motion sensor and dimming calculator, **Motion COM:** Wireless detection and communication, **DALI:** compatible with the DALI protocol, **CLO:** Constant Lumen Output option

PHOTOMETRIC DISTRIBUTIONS

ORALED - ERL

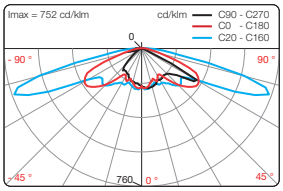

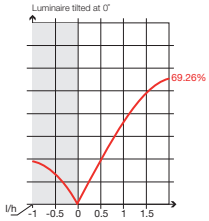

ORALED - ERS

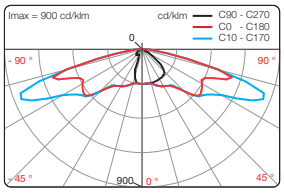

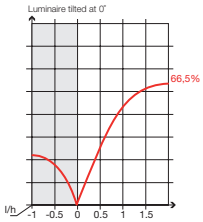

ORALED BLS - LRL

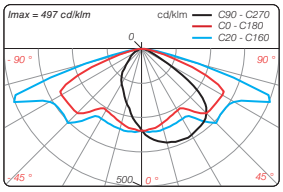

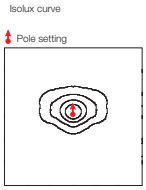

ORALED BLS - LRS

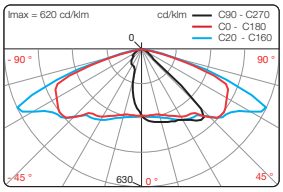

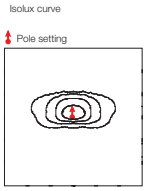

BACKLIGHT SHIELD

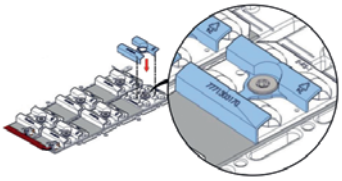

Backlight shield REOLED version

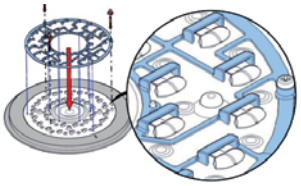

Backlight shield ORALED version

MAINTENANCE

Opening and closing

Opening of the luminaire by 3 quarter-turn screws. {1}
The module swivels around a hinge in aluminium. {2}

LED module maintenance

Direct access to the module, removable.

Power supply by quick connectors.

ECLATEC

TSANA X

RoHS | IP 66 | IK 10 TSANA 45 X | IK 08 TSANA 55 X | TSANA 45 X : 4-6 m TSANA 55 X : 6-10 m

TSANA 45 X

TSANA 55 X

APPLICATIONS

- Mounting: top, bitop and side entry
- Tsana 45 X: Pedestrian areas, cycle paths, residential areas, street lighting
  Tsana 55 X: Roads, secondary urban and inter-urban streets
- Recommended heights: Tsana 45 X: 4 to 6 m / Tsana 55 X: 6 to 10 m

DESCRIPTION

- Body, cover paddles and module in die-cast aluminium
- Thermally tempered glass bowl
- Polyester powder coating, any colour available
- IP 66
- Tsana 45 X: IK 10, Tsana 55X: IK 08
- Class I or II
- **XEOLED** 1 and 2 modules equipped with BLS with **QUADRALENS** lenses
- Colour temperatures: 2400 K, 2700 K, 3000 K or 4000 K

CITIZEN REFERENCE POINTS

- Materials used:
  - Tsana 45 X: Aluminium 75%, Other 11%, Steel 8%, Glas 6%
  - Tsana 55 X: Aluminium 73%, Other 10%, Steel 5%, Glas 12%
- Complies with the RoHS directive
- High recyclability rate

WATERPROOFING

- IP 66 waterproofing in accordance with the standard EN 60 529
- Extruded silicone seal
- Cable gland
- Breathing system with activated carbon filter

MECHANICAL INTERFACES

- LRL: Tsana X Side entry with plain swivel joint coupled with sleeve for bracket end with external Ø 60 mm Tilts from -90° to + 90° (see page 278 - E, F)
- LRM: Tsana X Smooth Lateral Ball with wrapping sleeve for the end of the cross-arm Ø 60 mm and Ø 42 mm outside
- LR: Tsana X side entry with swivel joint and Ø ¾" thread for female boss welded onto pole or bracket.Tilts from -90° to + 90° (see page 278 - G)
- LL: Tsana X side entry coupled with sleeve for bracket end with external Ø 60 mm (see page 278 - E, F)
- Top or Bitop fitting for pole Ø 60/62 mm / l=100 mm
  For pole Ø 76 mm top, optional spigot A (see page 278)
  Luminaire tilted at 0° and 10°
- Tsana X on cast aluminium plate (see page 278 - J)
- Tsana X on cast aluminium wall bracket
- SCO: Tsana X catenary version. Fixation on 5 to 14 mm diameter mechanical cable
- Option: specific trim in die cast aluminium for tube exterior Ø 60 mm

LRL et LR


LRM

LL

Top ou bitop


Patin

Applique murale

SCO

Option

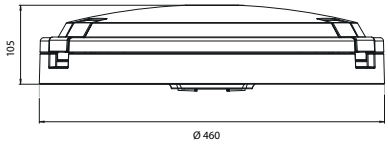

Tsana X 45

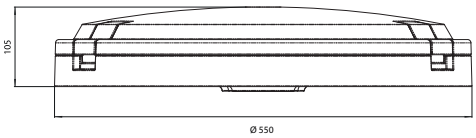

Tsana X 55

KEY POINTS

		TSANA 45 X	TSANA 55 X
Applications		Pedestrian areas, cycle paths, residential areas, street lighting	Roads, secondary urban and inter-urban streets
Recommended heights		4 to 6 m	6 to 10 m
Mounting		top, bitop and side entry	
Dimensions	**Ø** **height**	460 mm 105 mm	555 mm 105 mm
Weight		9,0 kg	12 kg
Windage area		0,07 m²	0,05 m²
Sources		**XEOLED 1**	**XEOLED 2**
Sources access		Device or LED module opened and replaced without tools	
Optics and light distribution options		QUADRALENS(1)	
		ERS, ERL, ERE, ETS, ECa, LRS, LRL, PFA, EPD, EPG	ERS, ERL, ECa, ERE, LRS, LRL, PFA
OPTIONS	**Backlight shield**(1) (factory or site assembly)	o	
	SMART-READY® (2) **by Eclatec** (construction)	o	
	DALI (construction)	o	
	Dimming 5 (preset)	o	
	CLO (preset)	Compatible with standard version, Dimming 5 or DALI option	
	Motion COM (setting on site)	o	
	Motion P (set in the bottom of the pole)	o	
	POLEDRIVE (set in the bottom of the pole)	o	

(1) Backlight shield optional except for EPD, EPG, ECa

(2) Preconfigured communicating system: Wired Sensor Ready type driver and Zhaga consortium base

Glossary:

● Standard o Option – Not available

E/**L**/**P**: Lighting/Luminance/Projection, R/C/**T**/**F**/**P**: Road/Circulation/Path/Beam/Pedestrian walkway, E/S/L/A/**D**/**G**: Narrow/Standard/Wide/Asymmetric/Right/Left, **POLEDRIVE:** preset at the bottom of the pole / night diming calculator with 2 configurable thresholds, set in the bottom of the pole, **Dimming 5:** night diming calculator with 5 configurable thresholds, **Motion:** moving sensor, **Motion P:** Configurable offset presence detector at the foot of the pole, **Motion DALI:** Detector integrated to the luminaire, adjustable at pole base, **Motion 5:** Motion sensor and dimming calculator, **Motion COM:** Wireless detection and communication, **DALI:** compatible with the DALI protocol, **CLO:** Constant Lumen Output option

BACKLIGHT SHIELD

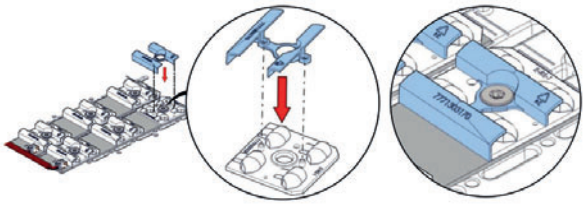

Backlight shield XEOLED version

PHOTOMETRIC DISTRIBUTIONS

TSANA 55 X - LRS

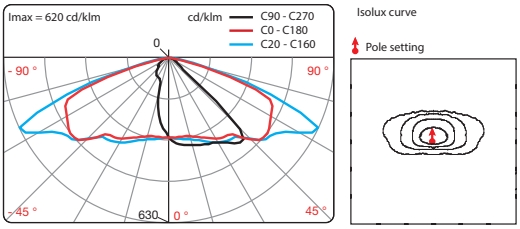

TSANA 55 X - ERL

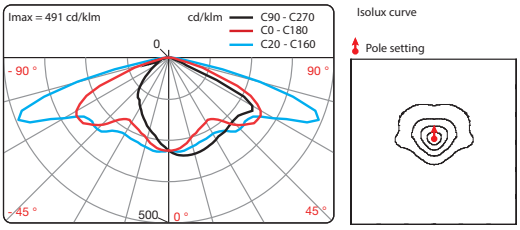

TSANA 55 X - ERS

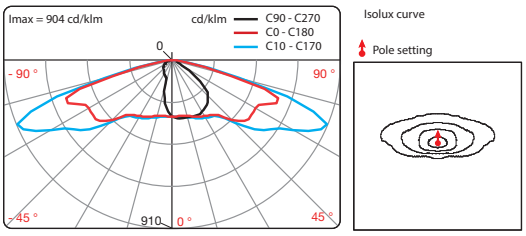

TSANA 55 X - LRL

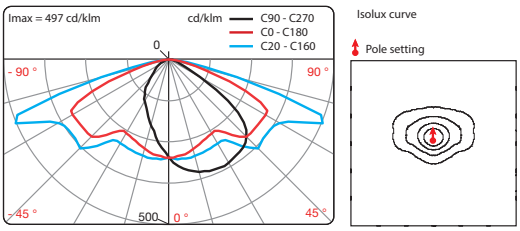

MAINTENANCE

Opening and closing

The luminaire cover can be opened without tools using the 2 flaps {1}
The luminaire is held in the open position by a safety prop. {2}

Source maintenance

Automatic cutting of the power supply when the luminaire is opened by a dedicated ECLATEC connector

Quick electrical disconnection without tools.
Equipment circuit board removable onsite without tools

Complete LED module removable onsite without tools {3,4}

1

2

3

4

ECLATEC

led verlichting

banken

afvalbakken

custom made producten

houten lichtmasten

stalen lichtmasten

solar verlichting

lichtzuilen

bandstand

boomroosters

plantenbakken

fietsrekken

klassieke lichtmasten

openbare verlichting

terrein verlichting

afzetpalen

standbeelden

kunst

bollards

fonteinen

Auteursrechten en intellectuele eigendomsrechten
Het auteursrecht op deze brochure berust bij GHM Eclatec B.V. of bij derden (GHM SA en Eclatec SAS) welke met toestemming dit (beeld) materiaal beschikbaar hebben gesteld aan GHM Eclatec B.V. Vermenigvuldiging in wat voor vorm dan ook is alleen toegestaan na voorafgaande toestemming door GHM Eclatec B.V.
Copyright © 2019 GHM Eclatec BV.
Foto credits: ©Eclatec, ©Fotolia, ©Shutterstuck. ©GHM
Alle rechten voorbehouden

GHM Eclatec BV Tinstraat 91 2984 AN Ridderkerk 0031 (180) 745043
info@ghm-eclatec.nl www.ghm-eclatec.nl KVK Rotterdam 53536991

Onderdeel van Agora Technologies